

DC ArcFlash™

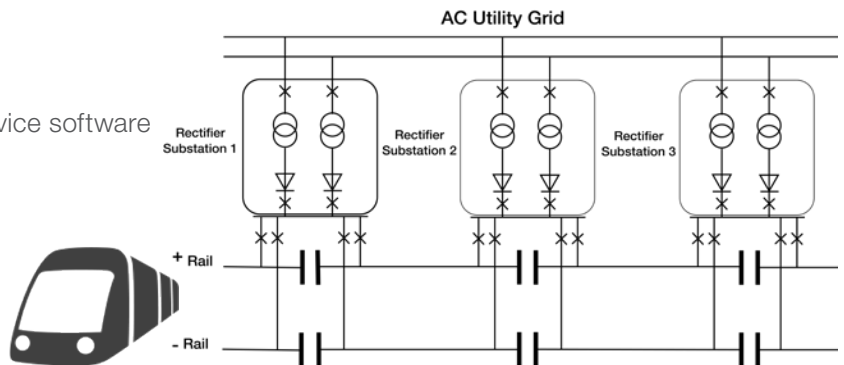
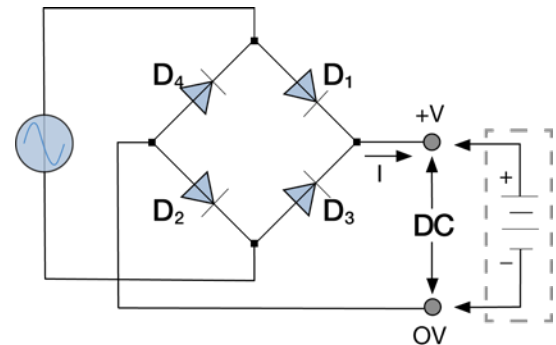
Direct Current Arc Flash Analysis



ETAP DC Arc Flash software calculates the incident energy for different types of direct current applications, including mission critical facilities, electrochemical plants, substation battery banks, photovoltaic plants, nuclear plants, and transportation systems.

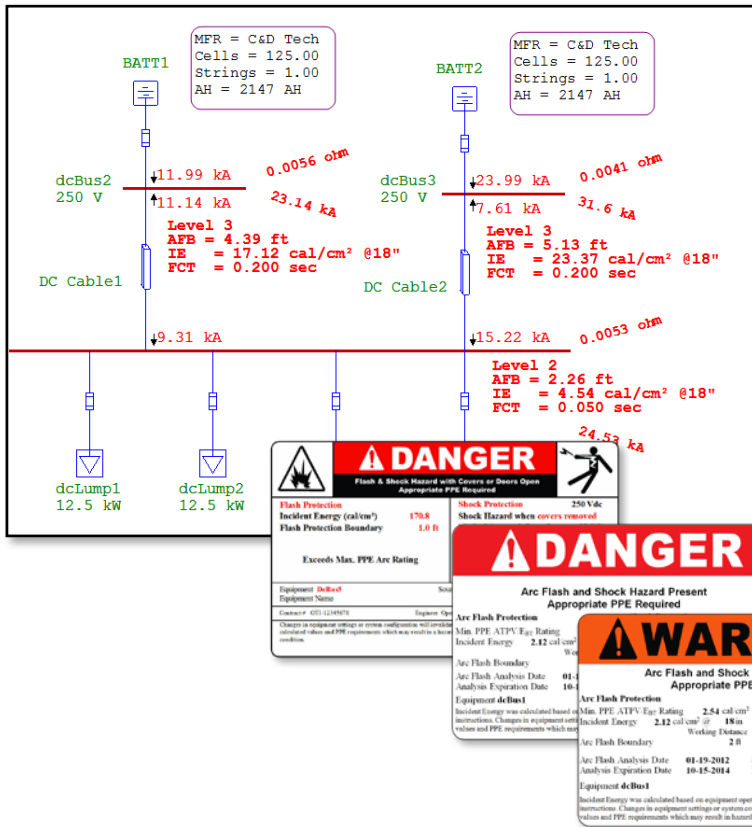
Key Features

- Incident energy & shock protection boundary calculations
- Maximum Power, Stokes & Oppenlander, Paukert Methods
- NFPA 70E 2018 compliant
- Powerful graphical DC Arc Flash Calculator
- Interface with intelligent one-line diagram
- Embedded DC Short Circuit module
- Seamless integration with Star™ Protective Device software
- Comprehensive DC protective device library
- Incident energy plots
- Multi-language labels
- MS Excel® export & report
- Result Analyzer with worst-case evaluation



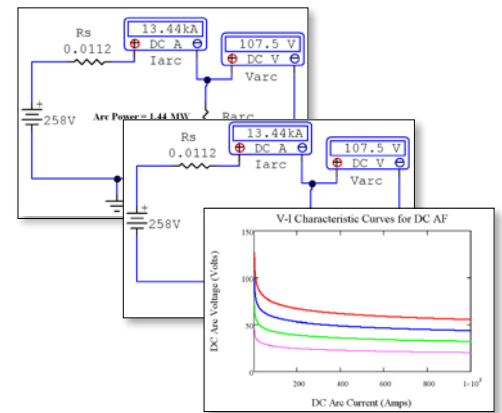
Direct Current Voltage Arc Flash Analysis

ETAP DC Arc Flash complies with NFPA 70E 2018 Annex D.5.1 to D.5.3. This module allows the engineer to compare DC arc flash incident energy values and determine the most conservative results using a network-based solution and a powerful DC arc flash calculator.



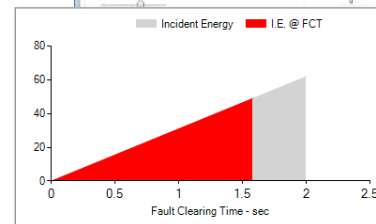
Calculation Methods

- Maximum Power
- Stokes & Oppenlander
- Paukert



Capabilities

- Determine incident energy
- Calculate the arc flash boundary
- Compliant with NFPA 70E 2018 DC arc flash analysis
- Determine Fault Clearing Time from DC protective devices
- Model PV, Batteries, Chargers, UPS, DC Motor & AC-DC Converter
- Print DC arc flash labels
- Automatically detect problem areas
- Integration with DC one-line diagram & DC Short Circuit module
- Export DC arc flash results to MS Excel
- Analyze data with DC Arc Flash Result Analyzer
- Determine results using three different calculation methods
- Complies with industry standards & nuclear grade DC modules



+1.800.477.ETAP | +1.949.900.1000 | info@etap.com

etap.com